

MODUL PENINGKATAN PRESTASI TINGKATAN 5

TAHUN 2023

BAHASA INGGERIS

KERTAS 3

SPEAKING

SET 6

NASKHAH PENTAKSIR

Phase 1

Interlocutor

Good morning / afternoon.

I'm ... and this is my colleague He'll / She'll just listen to us. First of all, we'd like to know something about you.

	Main question	Back-up prompts
Candidate A	What's your name? Thank you.	Should I call you . . . ?
Candidate B	And, what's your name? Thank you.	
Candidate A	Where do you live / come from?	Do you live in...?
Candidate B	How do you come to school? Thank you.	Do you come to school by bus or car?

Phase 2

Interlocutor

Now, I'm going to ask you about **your hobbies**.

Select **two** questions from the list to ask the candidates.

Use candidates' names throughout.

Main questions

- What are your hobbies?
- Why do you like the hobby?
- Whom do you usually do your hobby with?
- Where do you usually do your hobby?

Back-up prompts

- What do you do in your free time?
- What made you choose the hobby?
- Who usually joins you doing your hobby?
- Do you go to to do your hobby?

Thank you.


1. Your best friend
2. Your favourite local food

Part 2
3-4 minutes


Interlocutor In this part of the test, I'm going to give each of you a topic and I'd like you to talk about it on your own for about a minute. You also need to answer a question briefly about your partner's topic.

(Candidate A), it's your turn first. Here's your task.
Place Part 2 booklet, open at Task 2A, in front of Candidate A.

I'd like you to **talk about your best friend**. First, you have some time to think about what you're going to say.


Candidate A Allow candidate 20 seconds to prepare.
 approx.
20 seconds

Interlocutor All right? You may start now.

Candidate A
 1 minute
Back-up prompts to be used if necessary. Use the prompts below. (the oblique '/' is included to make it as a choice.)


What can you say about this point? Tell me about (e.g. Tell me about this point.)

Interlocutor Thank you.
(Candidate B), who is your best friend? Why do you like him/her?


Candidate B
 approx.
20 seconds

Interlocutor Thank you. (Candidate A) Can I have the booklet, please?
Retrieve Part 2 booklet. Place Part 2 booklet, open at Task 2B, in front of Candidate B.

Now, (Candidate B), here's your task. I'd like you to **talk about your favourite local food**. First, you have some time to think about what you're going to say.


Candidate B Allow candidate 20 seconds to prepare.
 approx.
20 seconds

Interlocutor All right? You may start now.

Candidate B
 1 minute
Back-up prompts to be used if necessary. Use the prompts below. (the oblique '/' is included to make it as a choice.)

What can you say about this point? Tell me about (e.g. Tell me about this point.)

Interlocutor Thank you.
(Candidate A), what is your favourite local food? Why?

Candidate A
 approx.
20 seconds

Interlocutor Thank you. (Candidate B) Can I have the booklet, please? Retrieve Part 2 booklet.

Interlocutor

Now, I'd like you to talk about something together for about three minutes. The task will have two parts. In the first part, you will discuss something **with each other** for about two minutes. Then, in the second part, you will have another minute to make a decision together. All right? Let's begin with the discussion task.

Students sometimes rely a great deal on friends to be successful in studies.

Place Part 3 booklet, open at Task 3, in front of the candidates.

Here are some ways on how you can help your friend in studies and a question for you to discuss. First, you have some time to look at the task.

Candidates A&B

 *approx*
20 seconds

Allow candidates 20 seconds to prepare.

Interlocutor

Now, talk to each other about **the ways to help a friend in studies.**

Candidates A&B

 *2 minutes*

.....


Back-up prompts to be used if necessary:

What do you think (candidate name)? / **What about this** (pointing to option)?

Interlocutor

Thank you. Now, you have about a minute **to decide together which is the best way to help a friend in studies.**

Candidates A&B

 *1 minute*

.....

Interlocutor

Thank you. Can I have the booklet, please? *Retrieve Part 3 booklet.*

You've been talking about the ways to help a friend in studies, now let's hear your opinion on this. **To what extent do you think every individual needs support from others to be successful?**

Select any of the following prompts as appropriate:

- **What do you think?**
- **Do you agree?**
- **How about you?**

Candidates A&B

 *2 minutes*

.....

Interlocutor

Thank you, (Candidate A and Candidate B). That's the end of the Speaking test.

A best friend

Talk about your best friend.

You should say:

- who your best friend is
- how you met each other
- why he/she is your best friend
- if it is important to have a best friend
(Why/Why not?)

My favourite local food

Talk about your favourite local food.

You should say:

- what the food is
- where you usually get the food from
- why you like the food
- if you prefer local or fast food (Why/Why not?)

